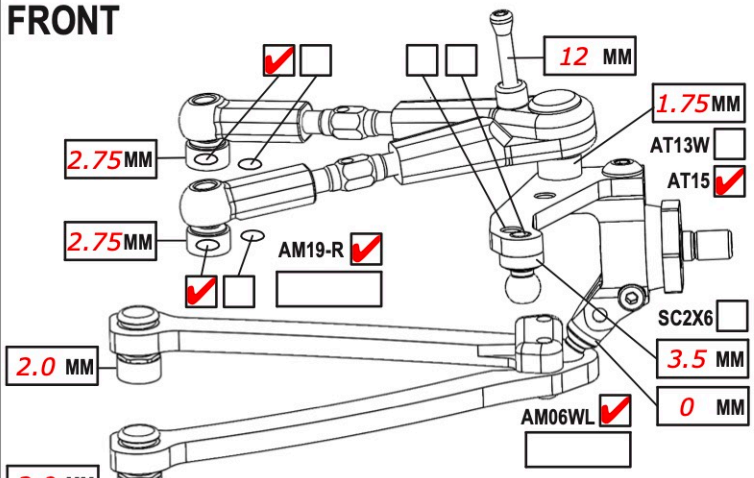


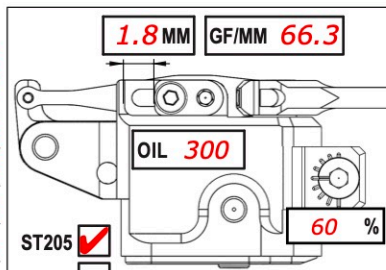
NAME **Roman Borschel**  
 RACE **Winter Series**  
 TRACK **Longwy**  
 COUNTRY **France** CLASS **13.5T**

DATE **22.02.2026** TEMP. °C AIR / TRACK **18 /**  
 TRACK SURFACE ASPHALT  CARPET   
 TRACK LAYOUT TECHNICAL  MIXED  FAST   
 TRACTION LOW  MEDIUM  HIGH

### FRONT

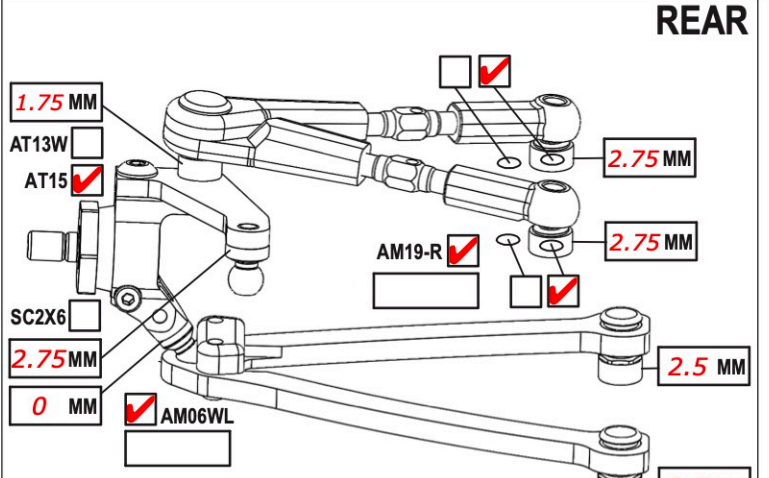


CAMBER ANGLE / ° **1.5**  
 CASTER ANGLE / ° **4**  
 TOE ANGLE / ° **1**  
 RIDE HEIGHT / MM **5.0**  
 DOWNSTOP / MM **5.6**  
 UPSTOP / MM **-**  
 ANTI-ROLL BAR Ø / MM **1.1**  
 ARB STIFFENER 1/4  1/2  3/4  1   
 LOWER ARM EXTENSION / MM **0**  
 STEER. ARM AM14LS  **AM14H**  
 2ND SPRING SPR-P2  P1   
 WHEEL SPACER / MM  
 DRIVE SPOOL  DIFF   
 DRIVE POSITION DOWN  UP  +1   
 DIFF OIL DIFF SHIMS

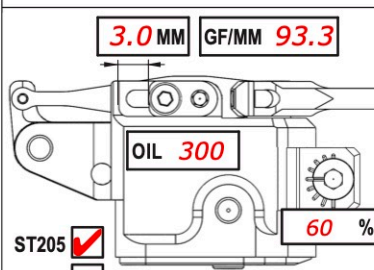


SHOCKS SETUP  
 DAMPER D4   
 ROTOR 2 HOLES   
 SPRING STD  S   
 SRS/RHS ARR. I  II   
 PSS SETUP 30%  25%  15%   
 DAMPING LINEAR  P1  P2   
 DAMPER SPACER / MM **ST237**  
 C45 YES  NO

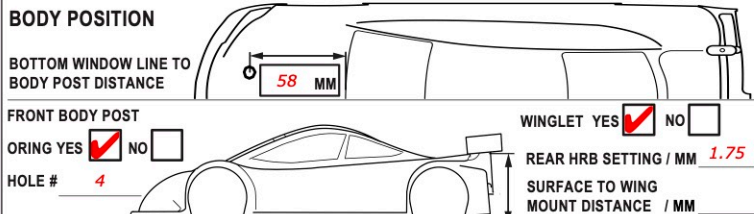
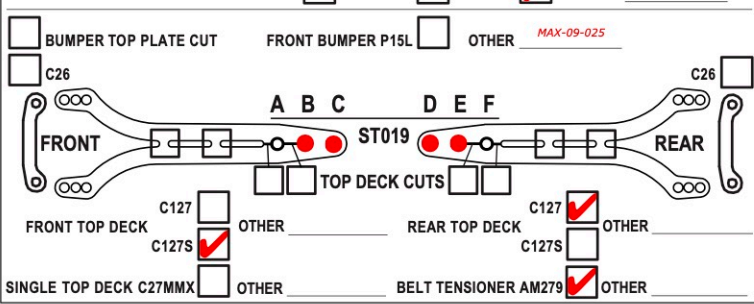
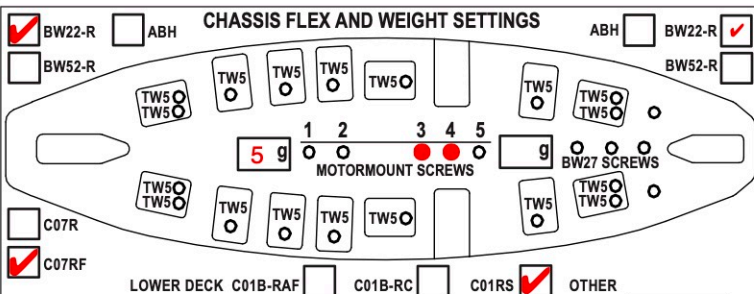
### REAR



CAMBER ANGLE / ° **1.5**  
 CASTER ANGLE / ° **-3**  
 TOE ANGLE / ° **2.0**  
 RIDE HEIGHT / MM **5.2**  
 DOWNSTOP / MM **4.6**  
 UPSTOP / MM **-**  
 ANTI-ROLL BAR Ø / MM **1.1**  
 ARB STIFFENER 1/4  1/2  3/4  1   
 LOWER ARM EXTENSION / MM **0**  
 STEER. ARM AM23-1   
 2ND SPRING SPR-P2  P1   
 WHEEL SPACER / MM  
 DRIVE DIFF   
 DRIVE POSITION DOWN  UP  +1   
 DIFF OIL **7k** DIFF SHIMS **SH5X7X0.4**



SHOCKS SETUP  
 DAMPER D4   
 ROTOR 2 HOLES   
 SPRING STD  S   
 SRS/RHS ARR. I  II   
 PSS SETUP 30%  25%  15%   
 DAMPING LINEAR  P1  P2   
 DAMPER SPACER / MM **ST237**  
 C45 YES  NO



TIRES **Rush RU0633a**  
 INSERTS **Std**  
 SIDE WALLS GLUE Ø / MM F **58** R  
 ADDITIVE **Phub Fusion** TIME MIN. F **15** R **15**  
 TOTAL WEIGHT **1320** WEIGHT DISTRIBUTION % F **50** R **50**

NOTES:  
 MOTOR LATERAL SHIFT / MM **1** SERVO **Power HD S15**  
 MOTOR **HW G4R 13.5T** SERVOHORN / HEIGHT **19**  
 SPUR **102** PINION **41** RATIO **4.73** ACKERMANN POSITION **Back**  
 BODY **Zo racing Wolverine Max 0.4** STEER TRAVEL IN **27** OUT **19**  
 WING **Twister 0.5** BATTERY **EAM 5200**  
 ESC **Hobbywing XeRun XR10 Pro G3X** RECEIVER **Sanwa RX-482**  
 ESC SETTING RADIO **Sanwa M17**  
 BEST LAP TIME **11,3** QUALIF./FINAL POSITION **6 / 6**

COMMENTS:  
 Option Parts: BEL351LF, SB3X5AL, SB3X7AL, AT15, BW7, BW8, BW22R, C07RF, BS1-Ti, AT144, OR14V,  
 MAX-09-025, MAX-00-026, MAX-09-028