AWESOMATIX A800RR — SETUP SHEET

NAME	Monti	DATE	7/20/25
COUNTRY	USA	TEMP. °C AIR / TRACK	98 / 135
RACE	Roar Region 4	TRACK SURFACE	ASPHALT ☐ CARPET ☐
TRACK	Coral Springs, FL	TRACK LAYOUT	TECHNICAL ☑ MIXED ☑ FAST ☐
		TRACTION	LOW ☐ MEDIUM ☐ HIGH ☑

FRONT

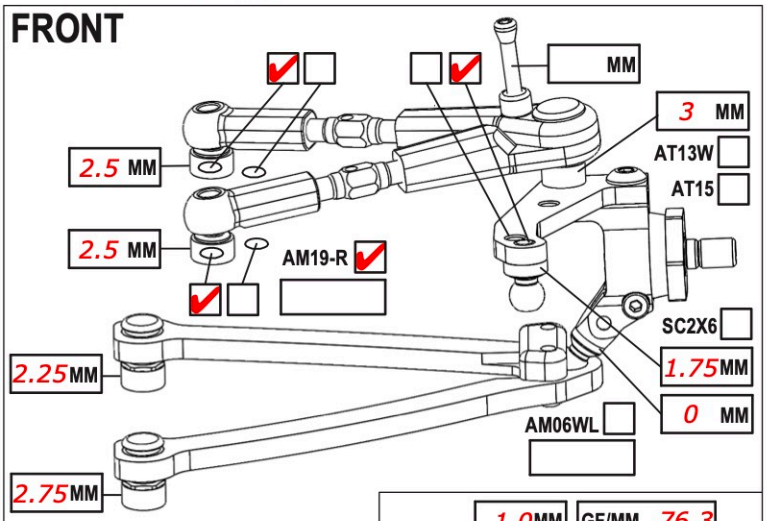

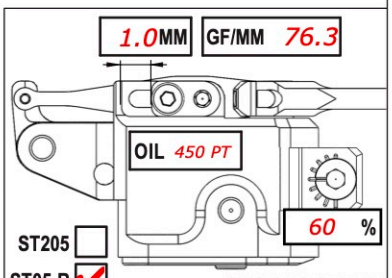

CAMBER ANGLE / °	1		
CASTER ANGLE / °	-4		
TOE ANGLE / °	1 out		
RIDE HEIGHT / MM	5		
DOWNSTOP / MM	23.2		
ANTI-ROLL BAR Ø / MM	1.1		
ARB STIFFENER	1/4 ☐ 1/2 ☐ 3/4 ☐ 1 ☐		
LOWER ARM EXTENSION / MM	0		
STEER. ARM AM14LS ☑	HD		
2ND SPRING SPR-P2 ☐	P1 ☐		
WHEEL SPACER / MM			
DRIVE SPOOL ☑	DIFF ☐		
DRIVE POSITION DOWN ☑	UP ☐	+1 ☐	
DIFF OIL	DIFF SHIMS		

SHOCKS SETUP

DAMPER	D4 ☑	
ROTOR	2 HOLES ☑	
SPRING	STD ☑	S ☐
SRS/RHS ARR.	I ☑	II ☐
PSS SETUP	30% ☐ 25% ☑	15% ☐
DAMPING LINEAR	☐ P1 ☐	P2 ☑
DAMPER SPACER / MM	1mm	
C45	YES ☐	NO ☑

REAR

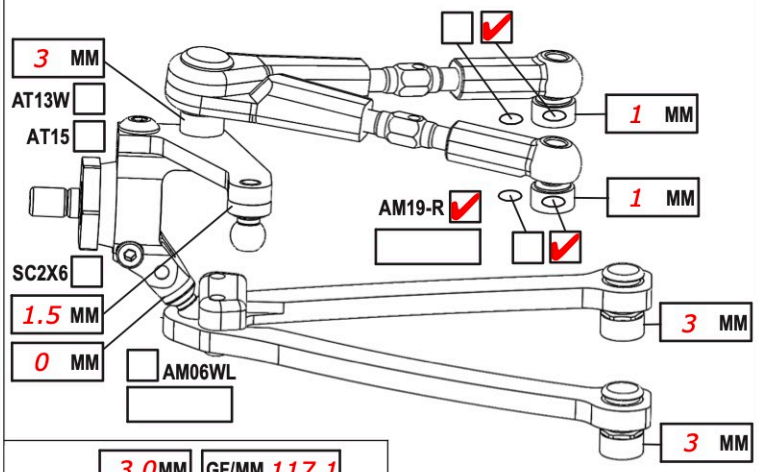

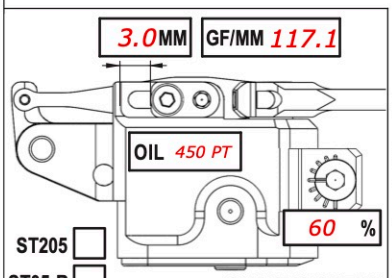

CAMBER ANGLE / °	2		
CASTER ANGLE / °	+4		
TOE ANGLE / °	3		
RIDE HEIGHT / MM	5		
DOWNSTOP / MM	23.6		
ANTI-ROLL BAR Ø / MM	1.2		
ARB STIFFENER	1/4 ☐ 1/2 ☐ 3/4 ☐ 1 ☐		
LOWER ARM EXTENSION / MM	0		
STEER. ARM AM23-1 ☑			
2ND SPRING SPR-P2 ☐	P1 ☐		
WHEEL SPACER / MM	0		
DRIVE DIFF ☑			
DRIVE POSITION DOWN ☑	UP ☐	+1 ☐	
DIFF OIL 10,000	DIFF SHIMS small		

SHOCKS SETUP

DAMPER	D4 ☑	
ROTOR	2 HOLES ☑	
SPRING	STD ☑	S ☐
SRS/RHS ARR.	I ☑	II ☐
PSS SETUP	30% ☐ 25% ☐	15% ☐
DAMPING LINEAR	☑ P1 ☐	P2 ☐
DAMPER SPACER / MM	1mm	
C45	YES ☑	NO ☐

CHASSIS FLEX AND WEIGHT SETTINGS

☐ BW22-R ☐ ABH ☑ BW52-R

ABH ☐ BW22-R ☑ BW52-R ☐

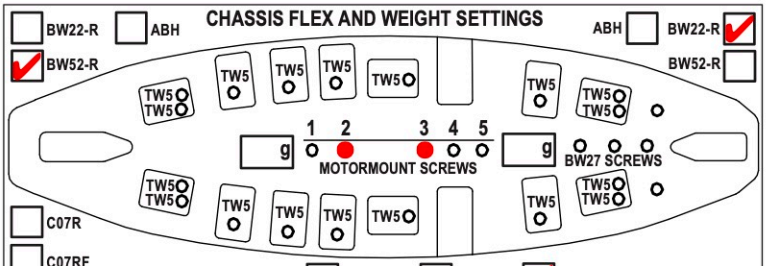

☐ C07R ☐ C07RF

LOWER DECK C01B-RAF ☐ C01B-RC ☐ C01RS ☑ OTHER _____

☑ BUMPER TOP PLATE CUT FRONT BUMPER P15L ☑ OTHER _____

☐ C26 C26 ☐

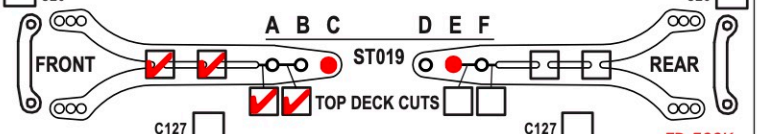

FRONT TOP DECK C127 ☐ C127S ☑ OTHER _____

REAR TOP DECK C127 ☐ C127S ☐ OTHER FD 500K

SINGLE TOP DECK C27MMX ☐ OTHER _____ BELT TENSIONER AM279 ☐ OTHER _____

TIRES	Sweep 36 D		
INSERTS			
SIDE WALLS GLUE Ø / MM	F	R	
ADDITIVE	MG	TIME MIN. F	10 R 10
TOTAL WEIGHT	1333	WEIGHT DISTRIBUTION % F	51 R 49

NOTES:

MOTOR LATERAL SHIFT / MM		SERVO	
MOTOR	HW 4.5	SERVOHORN / HEIGHT	18mm
SPUR 114 PINION 29 RATIO 7.47		ACKERMANN POSITION	back
BODY	Special	STEER TRAVEL IN OUT	25
WING		BATTERY	EAM 4200
ESC		RECEIVER	
ESC SETTING		RADIO	
BEST LAPTIME	12.9	QUALIF./FINAL POSITION	2 / 6

BODY POSITION

BOTTOM WINDOW LINE TO BODY POST DISTANCE MM

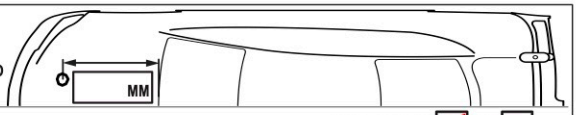

FRONT BODY POST

ORING YES ☑ NO ☐

HOLE # 3

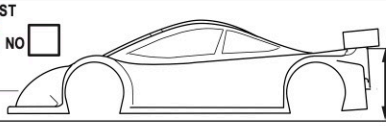

WINGLET YES ☑ NO ☐

REAR HRB SETTING / MM _____

SURFACE TO WING MOUNT DISTANCE / MM _____

COMMENTS: Up stops used 21.0 front 21.4 rear on aerox guage. Car was really good till it wasn't. Major track changes on the day, do not change Friday or Saturday. 11g behind rear battery hook. 21 g left and right in the front. Body mounted with clip in the 4 hole from the rear. 1.75 mm under HRB