AWESOMATIX A800RR — SETUP SHEET

NAME	Timon Coenen	DATE	23-11-2025
COUNTRY	Netherlands	TEMP. °C AIR / TRACK	/
RACE	MRCZ open international race	TRACK SURFACE	ASPHALT ☐ CARPET ☑
TRACK	MRCZ	TRACK LAYOUT	TECHNICAL ☑ MIXED ☐ FAST ☐
		TRACTION	LOW ☐ MEDIUM ☑ HIGH ☑

FRONT

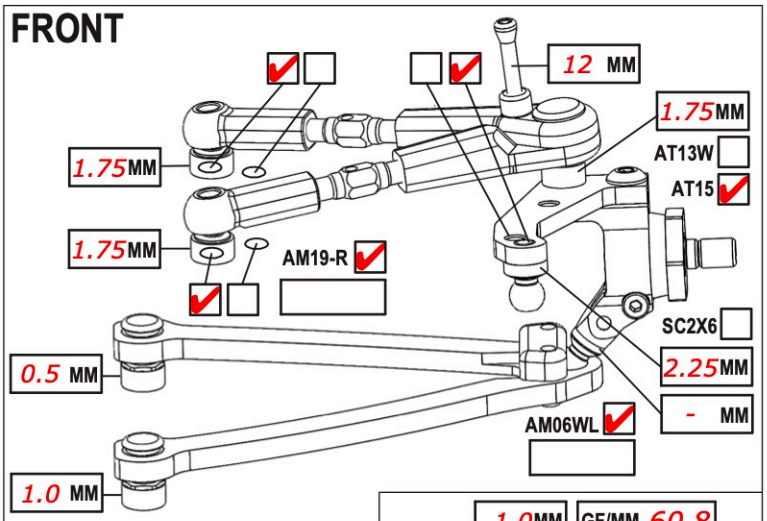

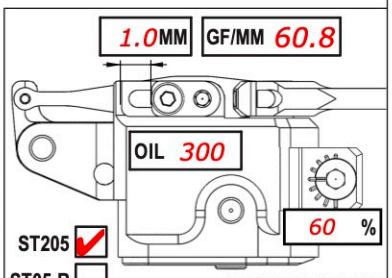

CAMBER ANGLE / °	1.0
CASTER ANGLE / °	4.0
TOE ANGLE / °	1.0
RIDE HEIGHT / MM	5.0
DOWNSTOP / MM	6.0 // upstop = 31.8mm
ANTI-ROLL BAR Ø / MM	1.1
ARB STIFFENER 1/4 ☐ 1/2 ☐ 3/4 ☐ 1 ☐	
LOWER ARM EXTENSION / MM	0
STEER. ARM AM14LS ☑	
2ND SPRING SPR-P2 ☐ P1 ☐	
WHEEL SPACER / MM	
DRIVE SPOOL ☑ DIFF ☐	
DRIVE POSITION DOWN ☑ UP ☐ +1 ☐	
DIFF OIL	DIFF SHIMS

SHOCKS SETUP

DAMPER D4 ☑	
ROTOR 2 HOLES ☑	
SPRING STD ☐	S ☑
SRS/RHS ARR. I ☑	II ☐
PSS SETUP 30% ☑ 25% ☐ 15% ☐	
DAMPING LINEAR ☐ P1 ☐	P2 ☑
DAMPER SPACER / MM	1.0
C45 YES ☐	NO ☑

REAR

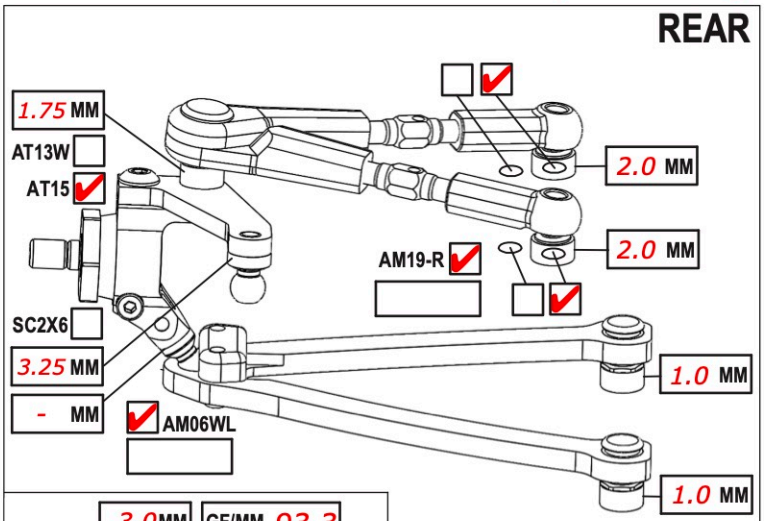

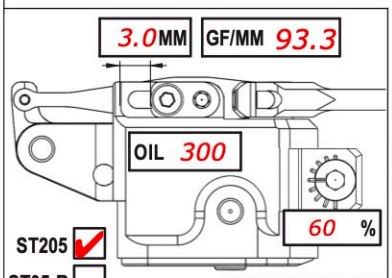

CAMBER ANGLE / °	1.0
CASTER ANGLE / °	3.0
TOE ANGLE / °	1.75
RIDE HEIGHT / MM	5.2
DOWNSTOP / MM	4.8 // upstop: 32.2mm
ANTI-ROLL BAR Ø / MM	1.1
ARB STIFFENER 1/4 ☐ 1/2 ☐ 3/4 ☐ 1 ☐	
LOWER ARM EXTENSION / MM	0
STEER. ARM AM23-1 ☑	
2ND SPRING SPR-P2 ☐ P1 ☐	
WHEEL SPACER / MM	0
DRIVE DIFF ☑	GD2B-R
DRIVE POSITION DOWN ☑ UP ☐ +1 ☐	
DIFF OIL 8k	DIFF SHIMS SH5X7X0.4

SHOCKS SETUP

DAMPER D4 ☑	
ROTOR 2 HOLES ☑	
SPRING STD ☐	S ☐
SRS/RHS ARR. I ☑	II ☐
PSS SETUP 30% ☐ 25% ☐ 15% ☐	
DAMPING LINEAR ☐ P1 ☐	P2 ☑
DAMPER SPACER / MM	1.0
C45 YES ☑	NO ☐

CHASSIS FLEX AND WEIGHT SETTINGS

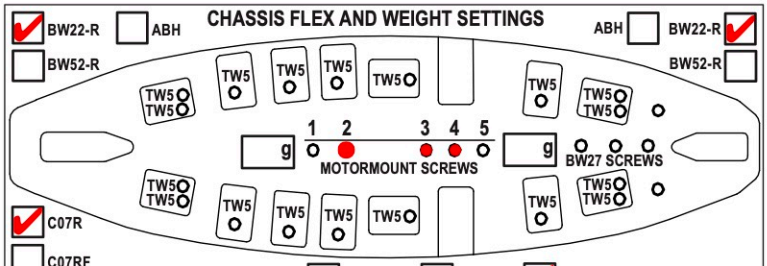

LOWER DECK C01B-RAF ☐ C01B-RC ☐ C01RS ☑ OTHER _____

☐ BUMPER TOP PLATE CUT FRONT BUMPER P15L ☐ OTHER MXLR

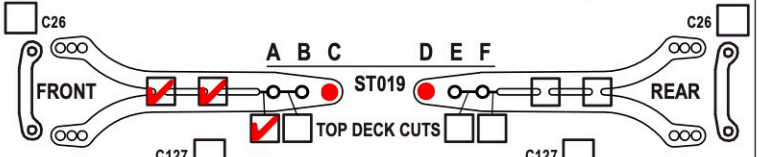

FRONT TOP DECK C127 ☐ C127S ☑ OTHER _____

REAR TOP DECK C127 ☐ C127S ☑ OTHER _____

SINGLE TOP DECK C27MMX ☐ OTHER _____ BELT TENSIONER AM279 ☐ OTHER _____

TIRES	rush 28, spoke		
INSERTS	-		
SIDE WALLS GLUE Ø / MM	F ~59 R -		
ADDITIVE	Phub Pink	TIME MIN. F	15 R 15
TOTAL WEIGHT	1313	WEIGHT DISTRIBUTION % F	49.75 R 50.25

NOTES:

MOTOR LATERAL SHIFT / MM	0	SERVO	PowerHD GTS2
MOTOR	HW 17.5T G4R	SERVOHORN / HEIGHT	18mm
SPUR 102 PINION 43 RATIO 4.51		ACKERMANN POSITION	back
BODY	wolverine max 0.4mm	STEER TRAVEL IN 24 OUT	
WING	wolverine 0.7mm	BATTERY	EAM 5000
ESC	HW G3X	RECEIVER	sanwa
ESC SETTING	blinky	RADIO	sanwa M17
BEST LAPTIME		QUALIF./FINAL POSITION	3 / 2

BODY POSITION

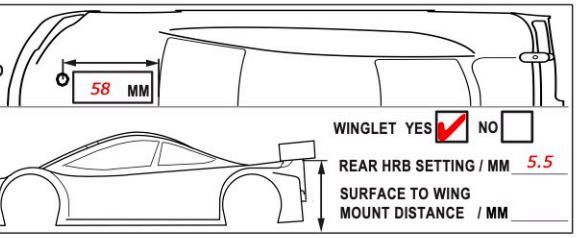

BOTTOM WINDOW LINE TO BODY POST DISTANCE 58 MM

FRONT BODY POST

ORING YES ☑ NO ☐

HOLE # 3

WINGLET YES ☑ NO ☐

REAR HRB SETTING / MM 5.5

SURFACE TO WING MOUNT DISTANCE / MM _____

COMMENTS: